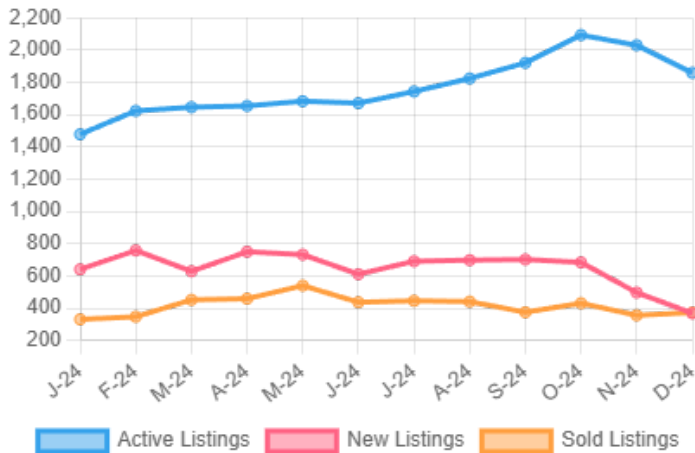


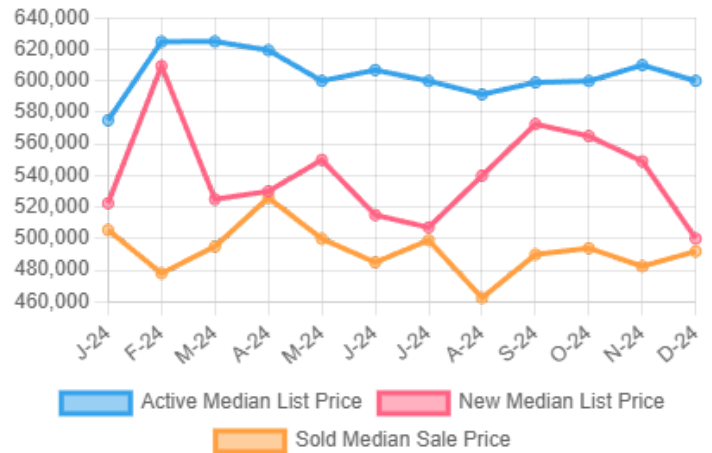
Market Summary

Residential, December 2024

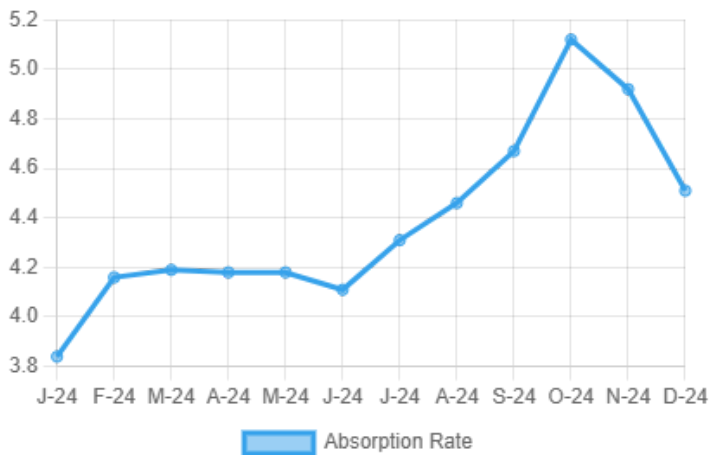
Number of Listings



Listing Prices



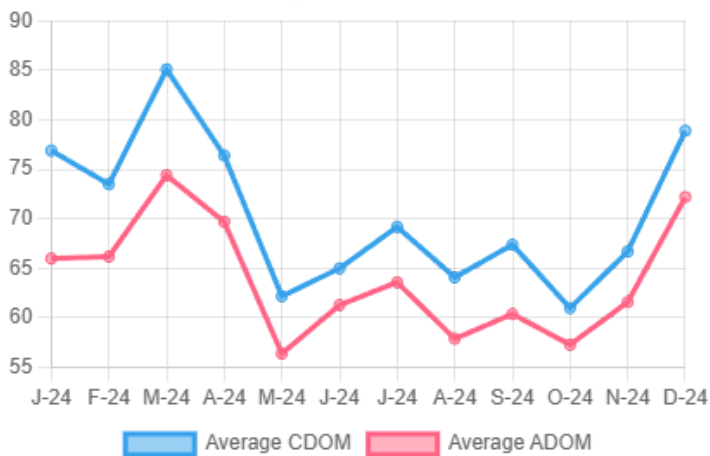
Absorption Rate, in Months



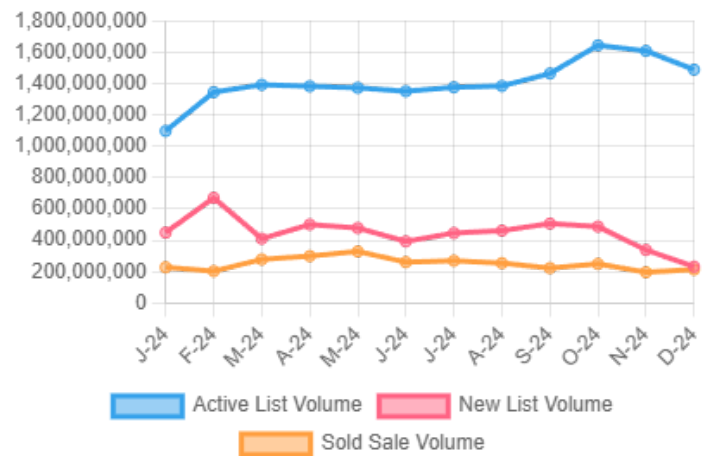
Sold to List Ratio



Days on Market



Price Volume



Summary Statistics

	Dec-24	Dec-23	% Chg	2024 YTD	2023 YTD	% Chg
Absorption Rate	4.51	4.04	11.63	4.39	4.17	5.28
Average List Price	\$800,681	\$758,454	5.57	\$702,218	\$678,555	3.49
Median List Price	\$600,000	\$589,000	1.87	\$549,000	\$535,295	2.56
Average Sale Price	\$575,470	\$556,529	3.40	\$603,966	\$576,293	4.80
Median Sale Price	\$492,000	\$467,450	5.25	\$495,000	\$485,000	2.06
Average CDOM	78	69	13.04	63	64	-1.56
Median CDOM	54	39	38.46	36	37	-2.70

Sold Listings

	This Month			Year to Date		
	2024	2023	% Chg	2024	2023	% Chg
0-49,999	0	1	-100.0	5	4	25.0
50,000-99,999	1	2	-50.0	8	19	-57.9
100,000-149,999	2	3	-33.3	47	52	-9.6
150,000-199,999	3	8	-62.5	66	67	-1.5
200,000-249,999	6	3	100.0	94	108	-13.0
250,000-299,999	20	20	0.0	241	256	-5.9
300,000-349,999	32	30	6.7	416	413	0.7
350,000-399,999	47	52	-9.6	660	539	22.4
400,000-449,999	39	35	11.4	531	521	1.9
450,000-499,999	43	37	16.2	478	473	1.1
500,000-749,999	102	87	17.2	1451	1341	8.2
750,000-999,999	45	33	36.4	527	463	13.8
1,000,000-1,999,999	32	18	77.8	390	305	27.9
2,000,000-2,999,999	0	4	-100.0	46	33	39.4
3,000,000-4,999,999	0	1	-100.0	20	19	5.3
5,000,000+	0	0	0.0	7	1	600.0
Totals	372	334	11.4	4987	4614	8.1

Pending Listings

	This Month			Year to Date		
	2024	2023	% Chg	2024	2023	% Chg
0-49,999	0	0	0.0	2	4	-50.0
50,000-99,999	0	0	0.0	4	11	-63.6
100,000-149,999	2	4	-50.0	44	44	0.0
150,000-199,999	6	5	20.0	69	76	-9.2
200,000-249,999	8	9	-11.1	95	108	-12.0
250,000-299,999	19	13	46.2	237	260	-8.8
300,000-349,999	30	20	50.0	447	389	14.9
350,000-399,999	58	49	18.4	684	616	11.0
400,000-449,999	30	21	42.9	513	471	8.9
450,000-499,999	33	30	10.0	520	525	-1.0
500,000-749,999	99	84	17.9	1479	1366	8.3
750,000-999,999	28	22	27.3	581	506	14.8
1,000,000-1,999,999	25	26	-3.8	406	311	30.5
2,000,000-2,999,999	4	3	33.3	53	38	39.5
3,000,000-4,999,999	1	3	-66.7	15	24	-37.5
5,000,000+	0	0	0.0	7	4	75.0
Totals	343	289	18.7	5156	4753	8.5

Active Listings

	This Month			Year to Date		
	2024	2023	% Chg	2024	2023	% Chg
0-49,999	0	0	0.0	3	6	-50.0
50,000-99,999	5	2	150.0	13	18	-27.8
100,000-149,999	20	20	0.0	92	84	9.5
150,000-199,999	30	27	11.1	132	140	-5.7
200,000-249,999	37	38	-2.6	176	163	8.0
250,000-299,999	63	56	12.5	381	370	3.0
300,000-349,999	93	74	25.7	632	556	13.7
350,000-399,999	146	148	-1.4	994	926	7.3
400,000-449,999	139	116	19.8	784	727	7.8
450,000-499,999	137	133	3.0	779	798	-2.4
500,000-749,999	567	411	38.0	2646	2392	10.6
750,000-999,999	303	264	14.8	1255	1120	12.1
1,000,000-1,999,999	226	192	17.7	965	834	15.7
2,000,000-2,999,999	49	34	44.1	157	118	33.1
3,000,000-4,999,999	34	23	47.8	97	77	26.0
5,000,000+	10	4	150.0	26	16	62.5
Totals	1859	1542	20.6	9132	8345	9.4

New Listings

	This Month			Year to Date		
	2024	2023	% Chg	2024	2023	% Chg
0-49,999	0	0	0.0	3	6	-50.0
50,000-99,999	1	0	N/A	12	13	-7.7
100,000-149,999	7	8	-12.5	72	69	4.3
150,000-199,999	3	10	-70.0	106	108	-1.9
200,000-249,999	8	3	166.7	143	131	9.2
250,000-299,999	14	14	0.0	332	315	5.4
300,000-349,999	26	24	8.3	565	471	20.0
350,000-399,999	48	48	0.0	866	795	8.9
400,000-449,999	37	42	-11.9	680	605	12.4
450,000-499,999	41	42	-2.4	661	682	-3.1
500,000-749,999	104	81	28.4	2283	1932	18.2
750,000-999,999	33	36	-8.3	1023	916	11.7
1,000,000-1,999,999	41	29	41.4	789	678	16.4
2,000,000-2,999,999	5	6	-16.7	126	85	48.2
3,000,000-4,999,999	1	0	N/A	78	67	16.4
5,000,000+	0	2	-100.0	23	14	64.3
Totals	369	345	7.0	7762	6887	12.7